



National Home Visiting
Resource Center

*Helping Children &
Families Thrive*

2025

Home Visiting Yearbook

An Overview

The *2025 Home Visiting Yearbook* presents 2024 data on early childhood home visiting, a proven service delivery strategy that helps children and families thrive. It builds on past National Home Visiting Resource Center (NHVRC) publications to present an up-to-date look at home visiting in action and to continue answering critical questions.

- ✓ Where are home visiting programs located?
- ✓ How many families and children are being served by home visiting, and how many more could benefit?
- ✓ What do we know about home visiting models?
- ✓ Who provides home visiting?
- ✓ What is happening in the states?



About Home Visiting

Home visiting connects expectant parents and caregivers of young children with a designated support person who guides them through the early stages of raising a family. For many, it is a bridge to becoming the kind of caregivers they want to be so they can unlock their child's potential. Home visiting is voluntary and tailored to meet families where they are—all at no cost to participants.

2025 Yearbook Highlights

- ✓ Evidence-based home visiting was implemented in all 50 states, the District of Columbia, 5 territories, 32 Indigenous communities, and 65 percent of U.S. counties in 2024.
- ✓ More than 284,000 families received evidence-based home visiting services in 2024, over the course of more than 3 million home visits. Approximately 14 percent of these visits were provided virtually, down from nearly 23 percent the prior year, reflecting a continued return to in-person visits.
- ✓ Over 70,000 additional families received home visiting services through 11 emerging models that provided more than 625,000 home visits in 2024.
- ✓ More than 20,000 home visitors and supervisors delivered evidence-based services in 2024.
- ✓ More than 16.9 million pregnant women and families (including over 22 million children) could benefit from home visiting. Of those, approximately 284,000 received services in 2024—only 1.7 percent of all potential beneficiaries or 3.6 percent of high-priority families.
- ✓ This year's publication is dedicated to Dr. Deborah Daro, a founding member of the NHVRC Advisory Committee and a lifelong champion of families. For more than four decades, Dr. Daro helped shape the field of home visiting through research, policy, and advocacy—including her pivotal role in developing the federal Maternal, Infant, and Early Childhood Home Visiting (MIECHV) Program. Her insights and leadership helped guide the yearbook's content and direction from its inception. We honor her legacy and enduring impact on the field.

The following pages offer a look at the families served by evidence-based home visiting in 2024 and the children and families who could benefit. Read the full *2025 Home Visiting Yearbook* on our website (<https://nhvrc.org/yearbook/2025-yearbook>).

NHVRC NATIONAL PROFILE

Families Served Through Evidence-Based Home Visiting



3,023,752

home visits provided
Including 411,962 virtual visits



284,747

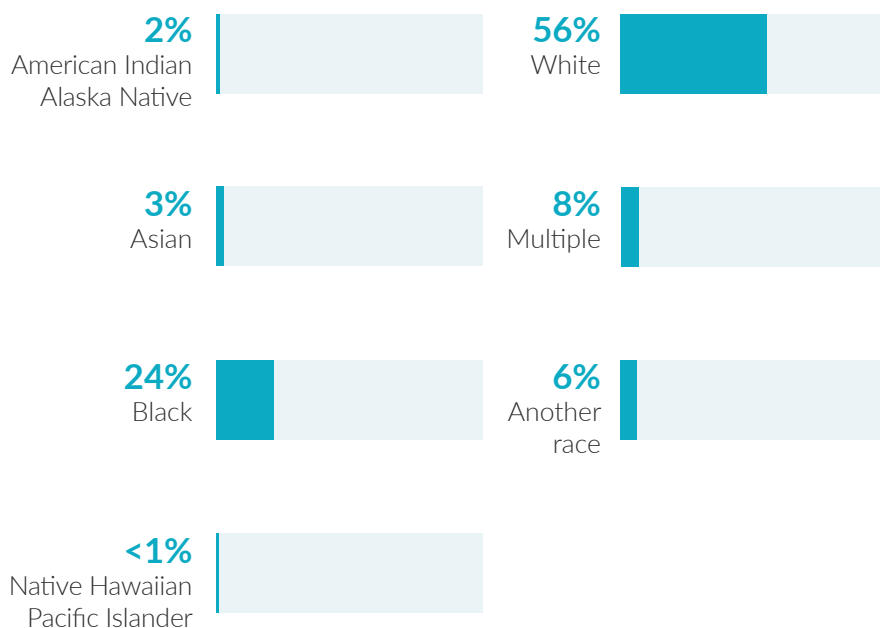
families served



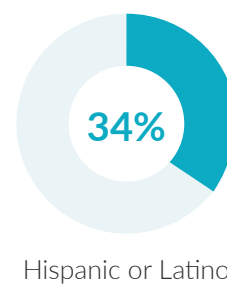
319,683

children served

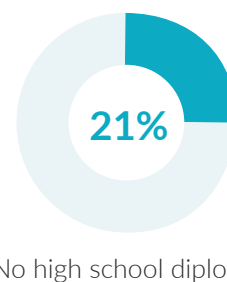
Race



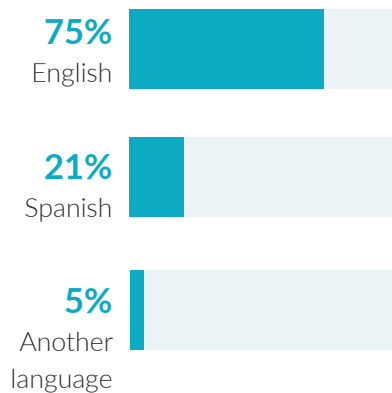
Ethnicity



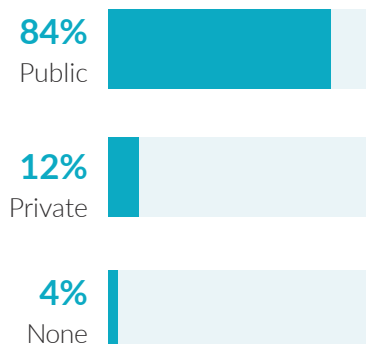
Caregiver education



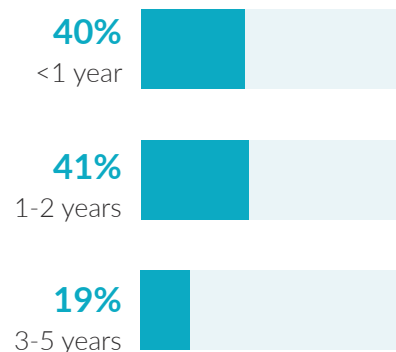
Primary language



Child insurance status



Child age



NHVRC NATIONAL PROFILE

Potential Beneficiaries

22,004,100
children

could benefit from
home visiting

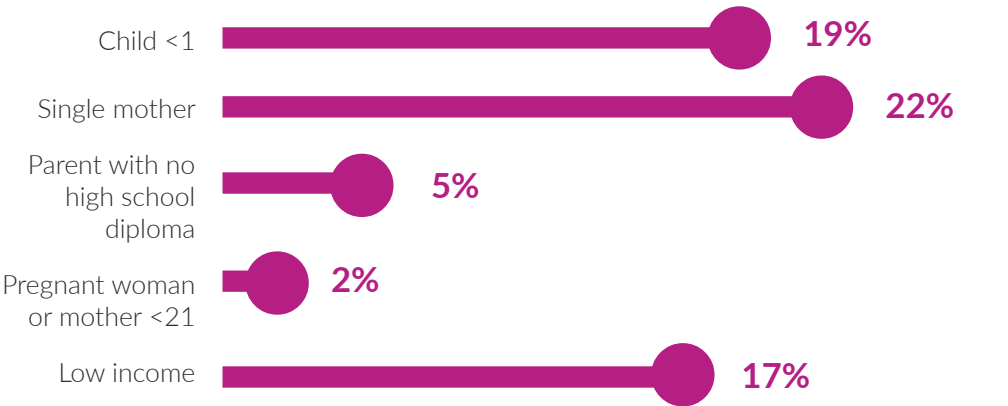
Of the over 22 million children who could benefit—

Infants <1 year	Toddlers 1-2 years	Preschoolers 3-5 years
3,462,600 16%	7,502,100 34%	11,039,400 50%

16,922,000
families

could benefit from
home visiting

Many home visiting services are geared toward particular subpopulations. The NHVRC estimated the percentage of families who could benefit nationally who met the following priority criteria:



Of the over 16.9 million families who could benefit—

